






# What's the weather?

• Read the **chart**.

Monday	
Tuesday	
Wednesday	
Thursday	
Friday	

Use the **key** to help you.




## Key

cloudy



foggy



rainy



sunny



snowy



windy



• Write the missing words.

On Monday it was \_\_\_\_\_.

On Tuesday it was \_\_\_\_\_.

On Wednesday \_\_\_\_\_.

On \_\_\_\_\_ it was rainy and windy.



• Write a sentence about the weather on Friday.

Look at the key.



**Teachers' note** A large weather display-board could be read as a shared text, with the emphasis on using cues (such as the initial phoneme, a picture or a memorised sequence such as the days of the week) to read unknown words. Introduce the term 'key' and explain what a key is for.

Developing Literacy  
Non-fiction Year R  
© A & C Black 2002